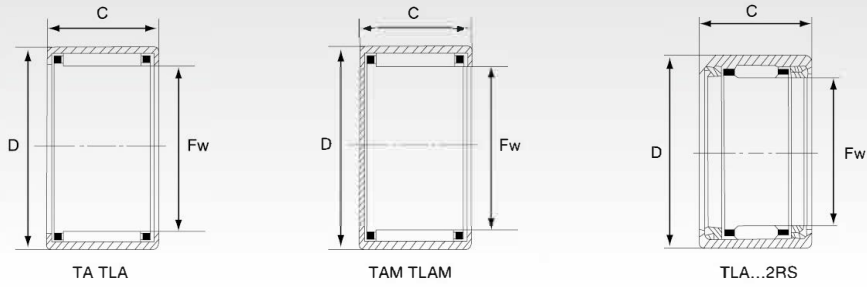


冲压外圈滚针轴承

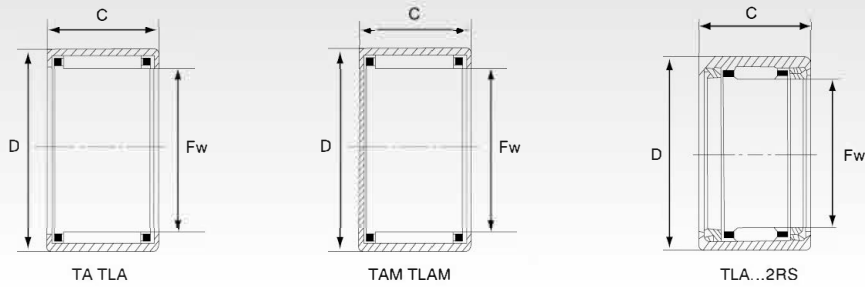
Drawn Cup Needle Roller Bearings



轴径 Shaft Diameter (mm)	轴承型号 Bearing Designation		重量 Mass 近似 Approx g	外形尺寸 Boundary Dimensions			额定负荷 Basic Load Rating		极限转速 Limiting Speed 油润滑 Oil rpm
	现型号 Current Code	原型号 Original Code		Fw	D	C	动 Dynamic	静 Static	
				mm			N		
4	TLA 48		1.6	4	8	8	140	100	75000
5	TLA 59		1.8	5	9	9	190	160	65000
6	TLA 69			6	10	9	210	190	55000
7	TLA 79		2	7	11	9	250	250	50000
8	TLA 810		2.1	8	12	10	340	370	45000
	TA 810			8	15	10	350	290	45000
	TA 815			8	15	15	590	570	45000
9	TA 912		1.8	9	16	12	520	500	45000
	TA 916		2.1	9	16	16	710	740	45000
10	TLA 1010		2.2	10	14	10			
	TLAM 1010		2.2	10	14	10			
	TLA 1012		2.6	10	14	12			
	TLAM 1012		2.3	10	14	12			
	TLA 1014 2RS		2.5	10	14	14			
	TLA 1015			10	14	15			
	TA 101610		2.3	10	16	10			
	TA 1012		2.9	10	17	12			
12	TA 1010			10	17	10	420	390	40000
	TA 1012		2.2	10	17	12	570	570	40000
	TLA 1212		2.4	12	18	12			
	TA 1212		2.7	12	19	12	610	640	35000
13	TA 1215			12	19	15	760	850	35000
	TLA 1216 2RS		3	12	18	16			
	TLA 1312		3	13	19	12	690	830	30000
14	TLA 1412		3.4	14	20	12			
	TLA 1416			14	20	16			
	TLA 1416 2RS		5.35	14	20	16			
	TA 1420		5.8	14	22	20	1410	1760	30000
15	TLA 1512		6.6	15	21	12			
	TLAM 1516		3	15	21	16			
	TA 1510		3.4	15	22	10	540	580	25000
	TA 1512		4	15	22	12	730	850	25000
16	TLA 1612		4.3	16	22	12			
	TLA 1616		4.1	16	22	16			
	TA 1616		4.6	16	24	16	1130	1350	25000
	TA 1620		4.9	16	24	20	1490	1940	25000
17	TLA 172220		5.6	17	22	20			
	TLA 172318			17	23	18			
	TA 1715			17	24	15	980	1300	25000

冲压外圈滚针轴承

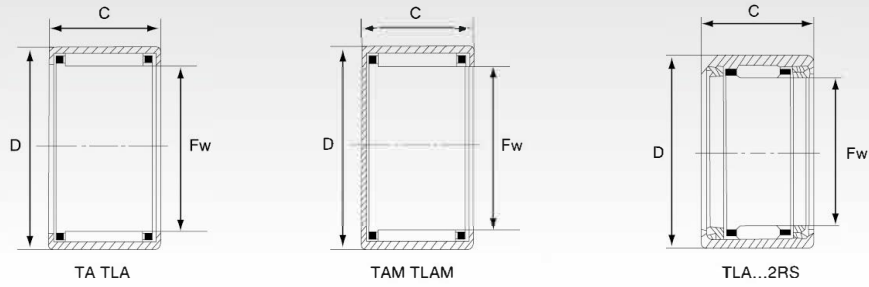
Drawn Cup Needle Roller Bearings



轴径 Shaft Diameter (mm)	轴承型号 Bearing Designation		重量 Mass 近似 Approx g	外形尺寸 Boundary Dimensions			额定负荷 Basic Load Rating		极限转速 Limiting Speed 油润滑 Oil rpm
	现型号 Current Code	原型号 Original Code		Fw	D	C	动 Dynamic	静 Static	
				mm			N		
18	TLA 1812			18	24	12			
	TLA 1816			18	24	16			
	TA 1813		16.4	18	25	13	930	1220	20000
	TA 1815		18.5	18	25	15	1020	1390	20000
	TA 1817		21	18	25	17	1210	1720	20000
19	TA 1916		23	19	27	16	1240	1600	20000
	TA 1920		29	19	27	20	1650	2300	20000
20	TLA 2012			20	26	12			20000
	TLA 2016			20	26	16			
	TLAM 2020			20	26	20			
	TA 2015		20	20	27	15	1060	1490	20000
21	TA 2116		25	21	29	16	1350	1840	19000
	TA 2120		31.5	21	29	20	1790	2640	19000
22	TA 2210		15	22	29	10	680	870	18000
	TA 2215		21.5	22	29	15	1130	1670	18000
24	TA 2420		31	24	31	20	1730	2980	16000
25	TLA 2530			25	32	30			
	TA 2510		19.1	25	33	10	810	1010	15000
	TA 2515		28.5	25	33	15	1370	1970	15000
26	TA 2616		30.5	26	34	16	1550	2330	15000
	TA 2620		38	26	34	20	2050	3350	15000
28	TLA 2820			28	35	20			
	TA 2820		45	28	37	20	2160	3290	13000
	TA 2830		67.5	28	37	30	3370	5800	13000
29	TA 2920		47	29	38	20	2250	3480	13000
	TA 2930		70	29	38	30	3490	6140	13000
30	TLA 3012		23.5	30	37	12	1060	1700	12000
	TA 3013		36.5	30	40	13	1370	1710	12000
	TA 3015		42	30	40	15	1720	2280	12000
	TLA 3026		49	30	37	26	2530	5190	12000
	TLA 303730			30	37	30			
	TLA 3038			30	37	38			
	TLAM 303746			30	37	46			
	TLA 303815			30	38	15			
	TLA 303816			30	38	16			
32	TA 3220		57.5	32	42	30	2590	3940	11000
	TA 3230		86	32	42	30	4030	6970	11000
35	TLA 3516			35	42	16			

冲压外圈滚针轴承

Drawn Cup Needle Roller Bearings



轴径 Shaft Diameter (mm)	轴承型号 Bearing Designation		重量 Mass 近似 Approx g	外形尺寸 Boundary Dimensions			额定负荷 Basic Load Rating		极限转速 Limiting Speed 油润滑 Oil rpm
	现型号 Current Code	原型号 Original Code		Fw	D	C	动 Dynamic	静 Static	
				mm			N		
35	TLA 3520			35	42	20			
	TLA 354320			35	43	20			
	TA 3512		38.5	35	45	12	1510	2030	10000
	TA 3515		48	35	45	15	1890	2710	10000
	TA 3520		62.5	35	45	20	2760	4400	10000
	TA 3530			35	45	30			
37	TA 3720		64.5	37	47	20	2830	4630	9500
	TA 3730		101	37	47	30	4270	7820	9500
38	TA 3815		51	38	48	15	1930	2860	9000
	TA 3820		65.5	38	48	20	2820	4640	9000
	TA 3825		82.5	38	48	25	3630	6430	9000
40	TLA 4012			40	47	12			
	TLA 4016			40	47	16			
	TA 4015		54	40	50	15	1980	3000	8500
	TA 4020		69.5	40	50	20	2900	4880	8500
45	TA 4520		77	45	55	20	3120	5570	7500
	TA 4525		102	45	55	25	4010	7710	7500
	TA 4530		122	45	55	30	4860	9850	7500
50	TLA 5020		69	50	58	20	2930	6540	6500
	TLA 5025		86	50	58	25	3760	9010	6500
	TA 5012		62.5	50	62	12	1800	2450	6500
	TA 5015		78	50	62	15	2630	3980	6500
	TA 5020		107	50	62	20	3870	6530	6500
	TA 5025		134	50	62	25	5000	9080	6500
	TAW 5045		230	50	62	45	7820	16100	6500
55	TA 5520		116	55	67	20	4040	7100	5500
	TA 5525		145	55	67	25	5220	9880	5500
	TA 5530		175	55	67	30	6320	12600	5500
	TAW 5550		280	55	67	50	9330	20900	5500
60	TA 6025		158	60	72	25	5570	11100	5000
	TA 6030		191	60	72	30	6760	14200	5000
	TA 6040		250	60	72	40	8740	19700	5000
62	TA 6212		78	62	74	12	2050	3090	4500
65	TA 6525		169	65	77	25	5760	11900	4000
	TA 6530		205	65	77	30	6980	15200	4000
70	TA 7025		181	70	82	25	5960	12700	3500
	TA 7030		220	70	82	30	7230	16200	3500
	TA 7040		290	70	82	40	9380	22700	3500